

vStandby AIP

vStandby AIP provides a revolutionary new "Instant Recoverability" technology that was specifically developed to combine the lightning-fast recovery speed of Actiphy's vStandby with ActiveImage Protector's advanced backup technologies, offering users a better alternative for disaster ready instant availability. vStandby AIP works by instantly starting-up a standby virtual machine originated from any ActiveImage Protector backup image file in minutes avoiding prolonged downtime due to lengthy restoration processes.

Instant Recovery Solution with support for Hyper-V and VMware vSphere Hypervisors

vStandby AIP provides Instant start-up of standby virtual machines from the backup images, bypassing a lengthy restoration process.

Create virtual standby machines for disaster ready instant availability

vStandby AIP uses ActiveImage Protector backup image files to create a bootable standby virtual machine, ready for immediate restoration.

Create virtualized VMDK/VHDX files on Storage Server

When Storage Server is selected as the target host, virtualized VMDK/VHDX files are created in shared folder instead of standby virtual machine.

Scheduled creation of standby virtual machine

vStandby AIP creates standby virtual machines and keeps them current along with updated incremental backup files. Recurring incremental backups of the source machines can be scheduled to create standby virtual machines.

Create standby virtual replica machines offsite using replicated backup image files

Actiphy ImageCenter, a free replication and consolidation tool for ActiveImage Protector, replicates backup image files to either local or remote destinations, allowing a standby virtual machine to be created at a remote offsite location.

Immediate system recovery with instant start up using a standby virtual machine

The ability to instantly start a standby virtual machine gives users immediate recovery and guaranteed business continuity. vStandby AIP bypasses lengthy P2V conversion and restoration by creating an instantly bootable standby virtual machine originated from backup image files offering a true Disaster Recovery Solution.

Readily verify that an AIP backup image from a crashed system is ready to boot up

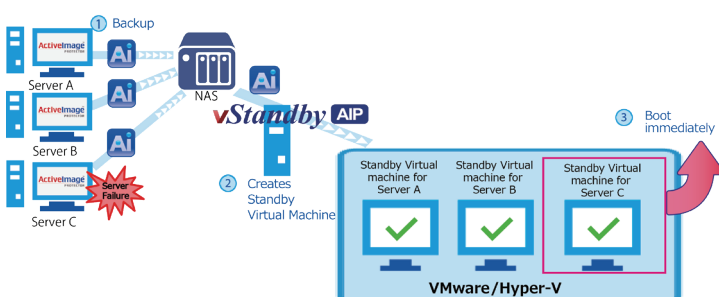
In order to preliminarily verify that a backup file can be surely restored to boot up a crashed system, you have to go through lengthy restoration process. However, as it's not feasible approach, in the event of system failure, you tend to directly boot up a system from a backup image bypassing restoration process. The use of vStandby AIP enables you to verify that a crashed system is bootable from backup image. In the event of system failure, the system can be started from a selected backup image, providing instant system recovery.

Affordable solution and flexible licensing

A single license for vStandby AIP costs you less than \$500. A single license covers unlimited number of backup image files to create "standby virtual machines". For example, a single license may cover 5 or 10 backup source servers. To put it more plainly, a single license per a single backup source server costs you only \$100 or less. vStandby AIP is affordable and user-friendly Disaster Recovery solution.

<Scenario 1>

- ActiveImage Protector is used to create backup image files of any number of registered source servers, and the image files are saved in NAS.
- vStandby AIP is used to create standby virtual machines on VMware vSphere or Hyper-V hypervisors. Any number of image file sets can be registered under a single license.
- Standby virtual machines created from backup file of crashed server can be immediately started up.(in this case, Server C is crashed)



<Scenario 2>

- ActiveImage Protector creates regular backups of a Windows Server or Workstation.
- Actiphy ImageCenter, a free replication and consolidation tool for ActiveImage Protector, is used to replicate full and incremental disk images to a secure offsite location.
- At the offsite location, vStandby AIP creates and maintains a standby virtual machine on a VMware vSphere or Hyper-V host, using the full and incremental disk images created by ActiveImage Protector.
- Should the source machine fail due to natural disaster or system failure, the standby virtual machine can be immediately booted bypassing a lengthy and costly restoration process.



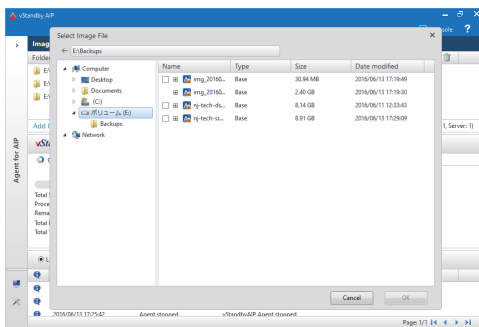
vStandby AIP

! Practical Usage Scenarios for vStandby AIP

- Readily verify that an AIP backup image is ready to boot up: In order to preliminarily verify that a backup file can be surely restored to boot up, you have to go through lengthy restoration process. However, as it's not a feasible approach, in the event of system failure, you would rather directly restore and boot up a crashed system from a backup image with no rehearsal. The use of vStandby AIP enables you to verify that a crashed system is bootable from backup image. In the event of system failure, the system can be started from a selected backup image, providing instant system recovery.
- MSP (management service provider) manages information technology services over network such as server operation, automatic scheduled backup of servers, etc., for the user companies. In the event of system failure, the use of vStandby AIP enables them to have standby servers started to provide instant switchover recovery and ensure business continuity with minimal downtime.
- Affordable standby virtual machines of mission critical servers can be created offsite. In the event the source machine fails, a standby virtual machine of the backup source server can be immediately started for instant switch-over recovery and business continuity.
- P2V server migration is performed without additional load on the source server. The use of vStandby AIP enables to offload specific tasks to a dedicated system, greatly reducing resource demands on the source machine.

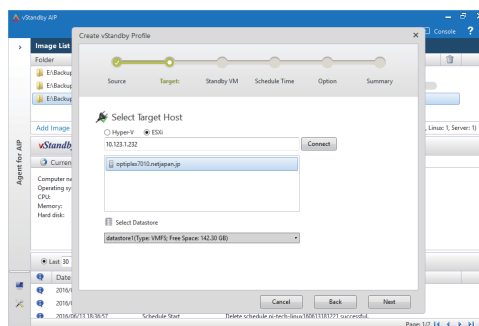
Selecting backup image files

You can set tasks for AIP image file sets. The image sets are displayed in a tree structure, making it easy to select any of the incremental files.



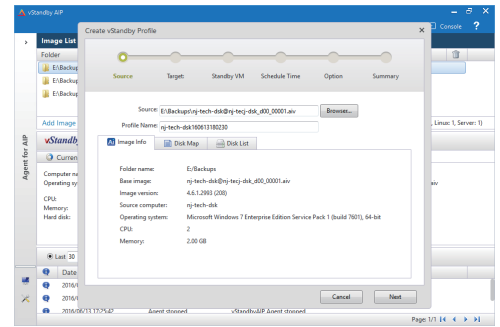
Selecting Target Host

You can select ESXi host or Hyper-V host where the Standby virtual machines will be created. You can also select the host which is allocated to vCenter. When Storage Server is selected as the target host, virtualized VMDK/VHDX files are created in shared folder instead of standby virtual machine.



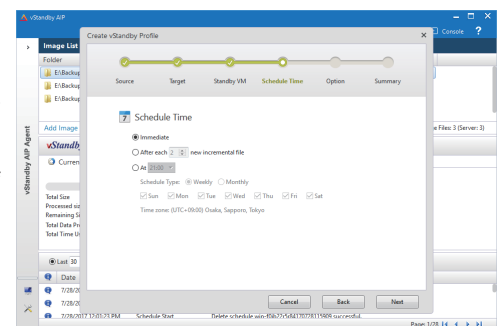
Creating a vStandby Profile

You can review information about the backup source machine included in the backup image.



Automatically create Boot Points according to a schedule you define:

- ① Each time a new file is added to the watched folder.
- ② When the number of new backup image files reaches a defined number.
- ③ On specific days and/or at a specific time of day.



System Requirements:

- CPU:
Pentium 4 or above
- Main Memory(RAM):
1024 MB (2048 MB or more recommended)
- Hard Disk Space:
300MB or more of available disk space
- Operating Systems:
vStandby AIP can only be installed on Windows Server 2019, 2016, 2012 / 2012R2, 2008R2 (64-bit), Windows 7, 8.x, 10 (Before installing the product on Windows 7 or 2008 R2, please make sure KB4474419 is applied.)
- Virtual Platform of Target Host:
- VMware vSphere 5.5, 6.0, 6.5, 6.7, 7.0 *If using the free license version of VMware vSphere Hypervisor 5.5, 6.0 (ESXi) as the target host, only VMDK files are created and kept as current as the latest boot point/snapshot taken.
 - Hyper-V host on Windows Server 2008 or later. The free license version of Windows Hyper-V Server 2008 or later is also supported. * Client Hyper-V is not supported.

Image Format

Image files created from ActiveImage Protector 3.5 SP7 or later.

Console screenshot

